



National Marine Manufacturers Association

nmma.org

# ECONOMIC SIGNIFICANCE OF RECREATIONAL BOATING IN LOUISIANA

## CONGRESSIONAL DISTRICT 3

Number of Recreational Boats*	55,184
Recreational Boating Industry Businesses	174
Total Jobs	3,811
Annual Recreational Boating-Related Spending	\$208.0 MILLION

## TOTAL ANNUAL ECONOMIC IMPACT OF RECREATIONAL BOATING:

**\$487.2** MILLION

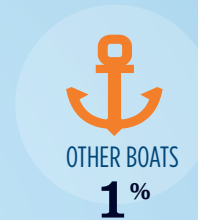

## RECREATIONAL BOATS IN LA-3

**TOTAL BOATS\*** ▶ 55,184

**REGISTERED BOATS** 55,184

Power boats	51,695
PWCs	2,680
Sailboats	287
Other Boats	522

**HOUSEHOLDS PER BOAT** 5.2

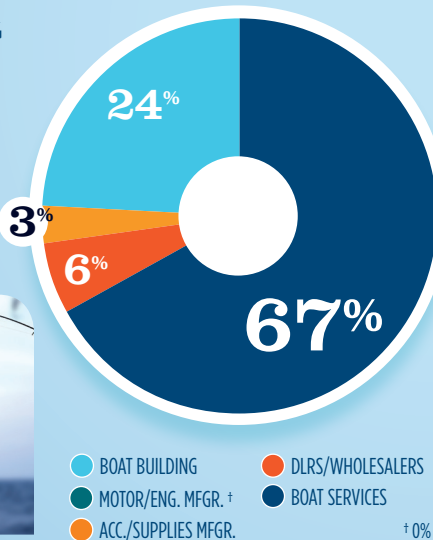


\* Total boats are registered boats as reported by states to the USCG.

## RECREATIONAL BOATING CREATES JOBS IN LA-3

**TOTAL BOATING JOBS** ▶ 2,496

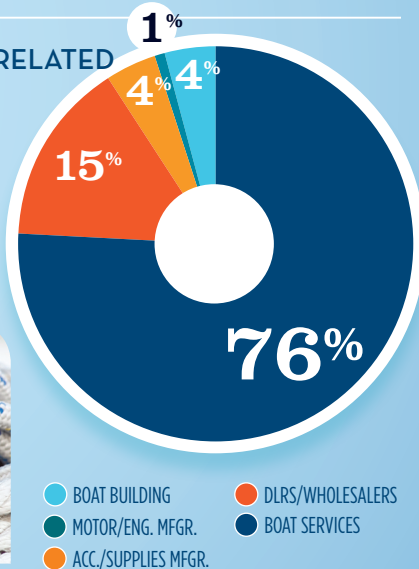
Boat Building	591
Motor / Engine Mfr.	2
Accessory / Supplies Mfr.	71
Dealers / Wholesalers	148
Boat Services	1,684



## RECREATIONAL BOATING-RELATED BUSINESSES IN LA-3

**TOTAL BUSINESSES** ▶ 174

Boat Building	7
Motor / Engine Mfr.	1
Accessory / Supplies Mfr.	7
Dealers / Wholesalers	26
Boat Services	133

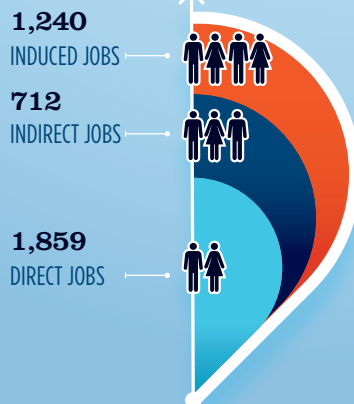


## ESTIMATED JOBS IMPACT OF RECREATIONAL BOATING-RELATED SPENDING IN LA-3

**EST. TOTAL JOBS** ▶ 3,811

**EST. TOTAL LABOR INCOME** ▶ \$157.7 MILLIONS

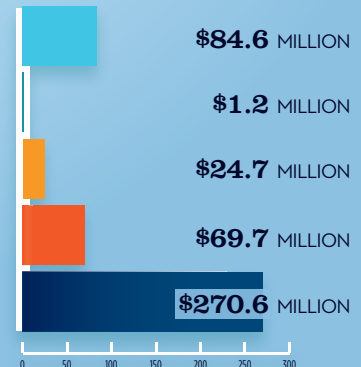
Est. Direct Income	\$63.4
Est. Indirect Income	\$40.0
Est. Induced Income	\$54.3



## RECREATIONAL BOATING INDUSTRY SALES IN LA-3

Boat Building	\$84.6
Motor / Engine Mfr.	\$1.2
Accessory / Supplies Mfr.	\$24.7
<b>TOTAL MFR. SALES</b>	<b>\$110.5</b>

Dealers / Wholesalers	\$69.7
Boat Services	\$270.6
<b>TOTAL RETAIL &amp; SERVICES SALES</b>	<b>\$340.3</b>



Source: NMMA's Center of Knowledge; Recreational Marine Research Center at Michigan State University